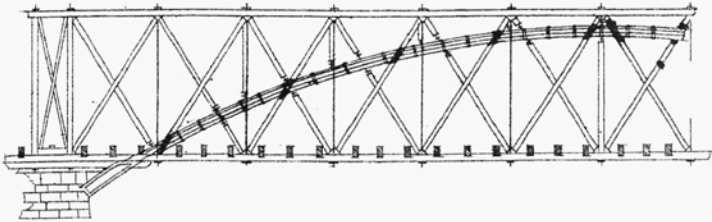
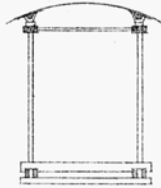


PENNA. R. R.


CANAL BRIDGE.



CROSS SECTION.



ELEVATION OF ARCH.



SECTION.



PLAN.



SET SCREW.



SECTION OF LOWER CHORD & ARCH.

